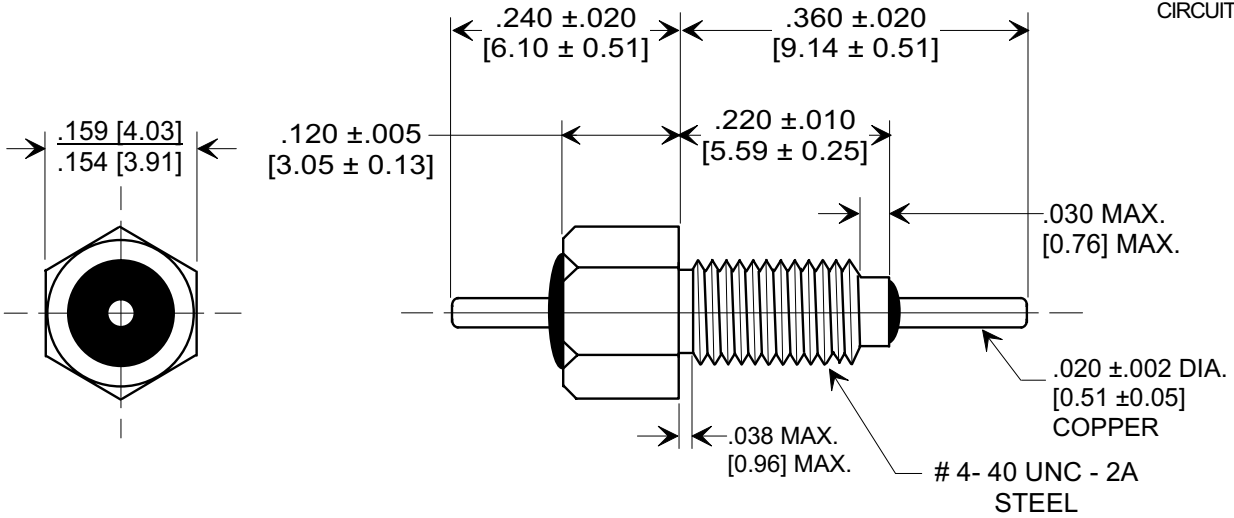
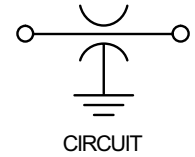
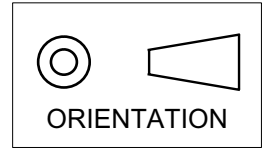


MARKETING SALES DRAWING

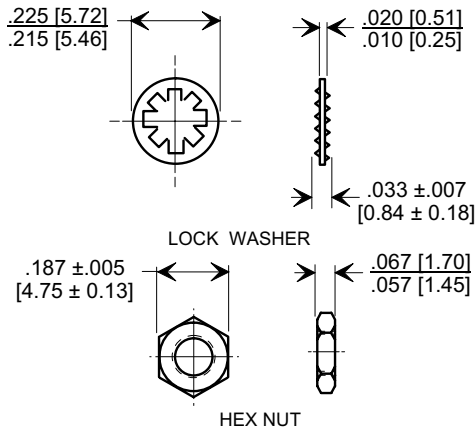
DIMENSIONS IN INCHES - DO NOT SCALE THIS DRAWING
DIMENSIONS IN METRIC - []

This drawing is the property of Tusonix, Inc., and may not be used, reproduced, published or disclosed to others without expressed authorization by Tusonix Inc.

Electrical Testing per Tusonix standard test plans and Mil-Std-202 Test Methods.



MOUNTING HARDWARE



NOTES:

1. TUSONIX STANDARD PART NUMBER: 4400-010.
TUSONIX RoHS COMPLIANT PART NUMBER: 4400-010 LF.
CUSTOMER MUST SPECIFY STANDARD OR RoHS PART NUMBER WHEN ORDERING.
2. LEAD, BUSHING, AND MOUNTING HARDWARE: SILVER PLATED.
3. PART MARKING: TRADEMARK AND VARIATION NUMBER ON HEX FLATS. STANDARD PART: BLACK INK. RoHS PART: GREEN INK.
4. OPERATING TEMPERATURE RANGE : -55°C TO +125°C.
5. MAX. RECOMMENDED SOLDERING TEMPERATURE: 260°C.
6. SUPPLIED WITH HEX NUT AND INTERNAL TOOTH LOCK WASHER.
7. MAX. RECOMMENDED MOUNTING TORQUE - 2.0 lb.-in. [.226 Nm].

CAP.(pf)	TOLERANCE	DC WORKING VOLTAGE		I.R. MIN. @ 100 (VDC.)	DWV (VDC)	DC CURRENT (AMPS)	MIN. NO LOAD INSERTION LOSS (dB) @ 25°C PER MIL-STD-220				
		85°C	125°C				1 MHz	10 MHz	100 MHz	1 GHz	10 GHz
27,000	GMV	70	50	10 G Ω	150	10	10	28	42	65	65

X-2015 Rev-0 REVISION RECORD Original Release C.O.	0	--TOLERANCES-- Unless Otherwise Specified		Title BUSHING STYLE EMI FILTER	
		DECIMAL ± NOTED		Drawn S.M. 03-05-08 Scale 5 X	
		ANGLES ±		Approved M.M. 03-05-08	
		TUSONIX TUCSON, ARIZONA		A	4400-010

X-2015 Rev-0